

PLC Series

Screw connect and pull break couplers

Introduction

AKJia's PLC Series screw connect couplers allow for connection under pressure and are ideal choice for snow removal applications with high pressure pulses.

Construction

- Carbon steel with trivalent plating
- Fitted with Nitrile seals (NBR)

Features

- Screw connection only possible with both halves of PLC Series
- Screw connect design eliminates brinelling
- Can be connected with residual pressure in the system
- Bidirectional flow

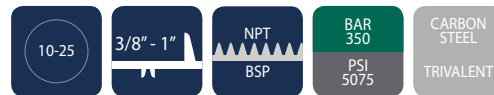
Application

- Snow removal
- Agricultural
- General industrial
- Mobile equipment

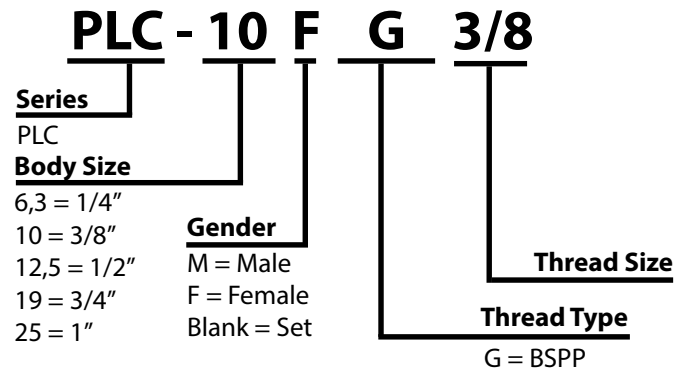


Specifications

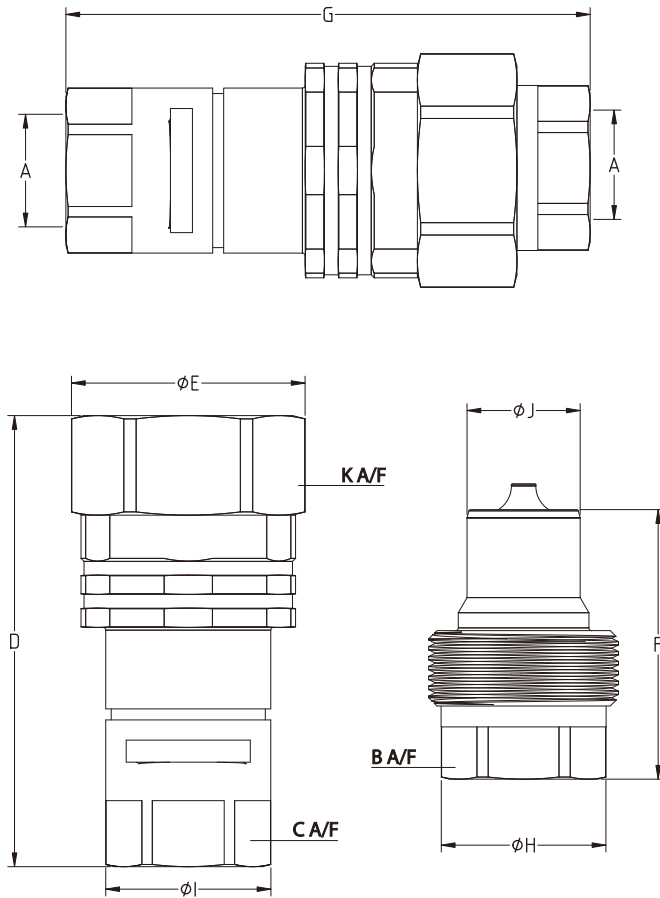
Seal Material	Min. Temp		Max. Temp	
	-20°C	-4°F	200°C	392°F
FKM seals*				



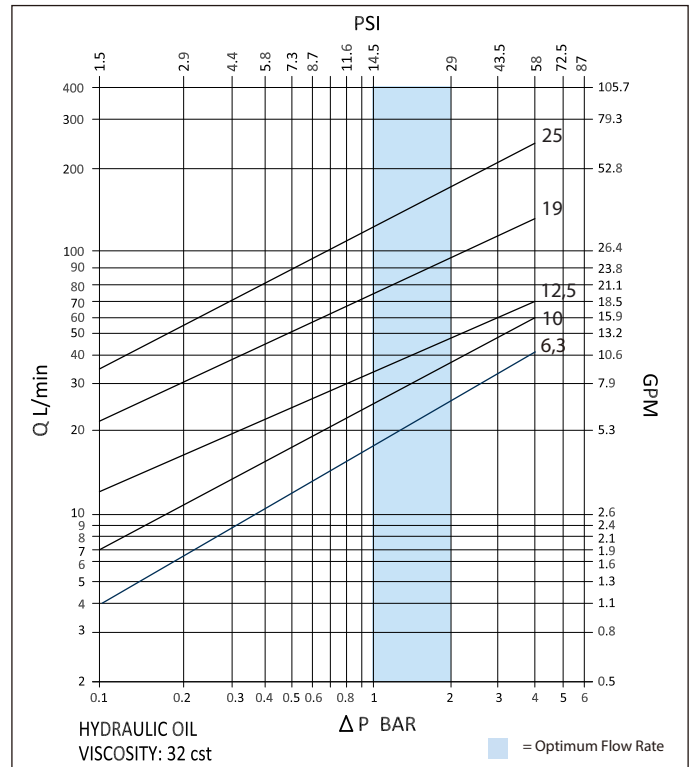
Product Number Naming Rules



Drawing



Pressure Drop Characteristics



Size	Thread Size (A)	B	C	K	D	ØE	F	G	ØH	ØI	ØJ	Maximum Working Pressure	Burst Pressure (coupled)	Burst Pressure (Male)	Burst Pressure (Female)
		Dimensions in mm										Bar			
		Dimensions in inches										Psi			
PLC-6,3	1/4"	19	19	27	50	30	33	66	22	22	14.2	300	1600	1600	1550
		0.7	0.7	1.1	2	1.2	1.3	2.6	0.9	0.9	0.6	4350	23200	23200	22475
PLC-10	3/8"	24	24	34	72	38	40.5	83	27	27	19	300	1600	1600	1550
		0.9	0.9	1.3	2.8	1.5	1.6	3.3	1.1	1.1	0.7	4350	23200	23200	22475
PLC-12,5	1/2"	27	27	38.2	82	42	49	95.8	30	30	20.5	300	1600	1550	1500
		1.1	1.1	1.5	3.2	1.7	1.9	3.8	1.2	1.2	0.8	4350	23200	22475	21750
PLC-19	3/4"	34	34	50	108	55	62	126	38	38	28	280	1300	1300	1300
		1.3	1.3	2	4.3	2.2	2.4	5	1.5	1.5	1.1	4060	18850	18850	18850
PLC-25	1"	41	41	55	124	61	73	144.5	45.5	44	31.5	250	1200	1200	1100
		1.6	1.6	2.2	4.9	2.4	2.9	5.7	1.8	1.7	1.2	3625	17400	17400	15950