

# SCF Series

## Screw connect flat face couplers

### Introduction

AKJia's SCF Series screw connect couplers incorporate all of the benefits from the flat face design, while the screw connection strengthens the coupler and eliminates brinelling. Connection and disconnection can be undertaken with high residual pressure in the hydraulic circuit. The SCF Series is an ideal solution for high pressure pulses and many other applications.

### Construction

- Carbon steel with trivalent plating
- Option: Carbon steel with zinc nickel plating (500 hours with no red rust in salt spray tests)
- Fitted with Nitrile seals (NBR)

### Features

- Screw connect design eliminates brinelling
- Flat faces are easily wiped clean
- Allows for minimal inclusion of air and contaminants during connection
- Flat face design prevents fluid loss during disconnection
- Bidirectional flow

### Application

- Blow out preventors (BOP) on oil & gas applications
- Hydraulic attachments
- Hammer circuits
- High pressure pulse applications
- Leak free environments
- Construction plant, mobile equipment, general industrial, nuclear, mining and agricultural industries

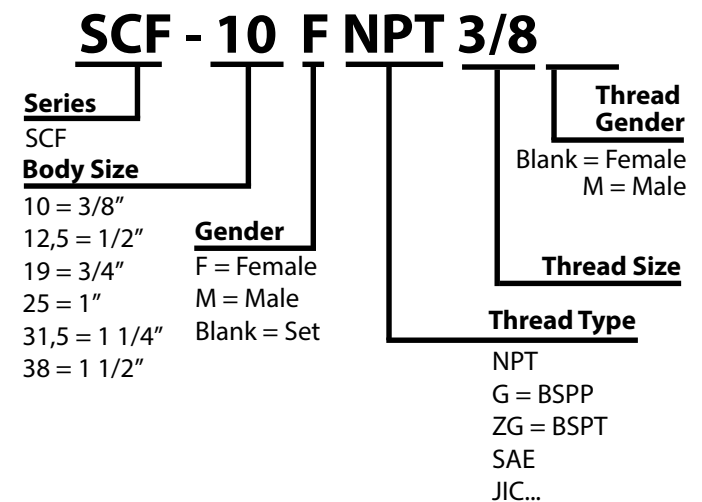


### Specifications

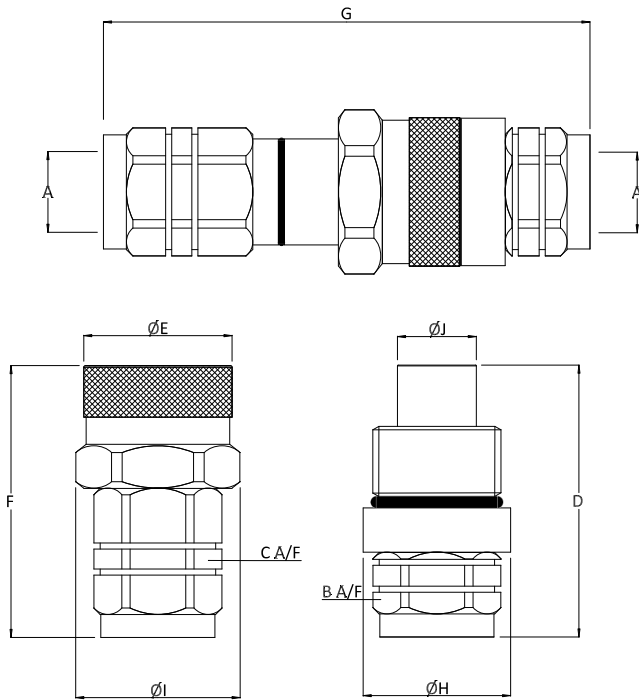
Seal Material	Min. Temp		Max. Temp	
Nitrile seals*	-40°C	-40°F	106°C	223°F



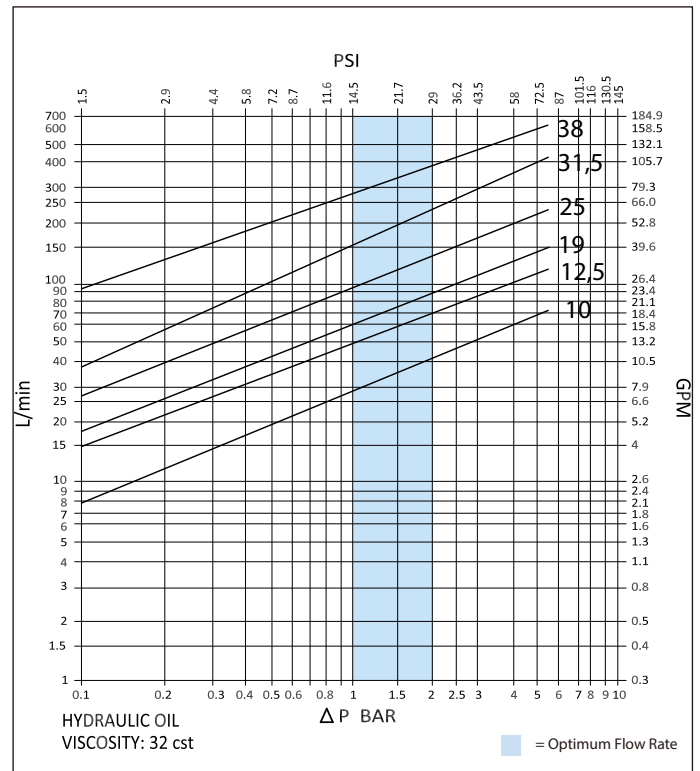
### Product Number Naming Rules



**Drawing**



**Pressure Drop Characteristics**



Size	Thread Size (A)	B	C	D	ØE	F	G	ØH	ØI	ØJ	Maximum Working Pressure	Burst Pressure (coupled)	Burst Pressure (Male)	Burst Pressure (Female)
Dimensions in mm											Bar			
Dimensions in inches											Psi			
SCF-10	3/8"	27	30	75.5	38	70	130	38	42	19.5	550	1400	1400	1100
		1.1	1.2	3	1.5	2.8	5.1	1.5	1.7	0.8	7975	20300	20300	15950
SCF-10	1/2"	27	30	75.5	38	75	135	38	42	19.5	550	1400	1400	1100
		1.1	1.2	3	1.5	3	5.3	1.5	1.7	0.8	7975	20300	20300	15950
SCF-12,5	1/2"	36	36	84.5	46	85	152	46	51	24.5	550	1400	1400	1000
		1.4	1.4	3.3	1.8	3.3	6	1.8	2	1	7975	20300	20300	14500
SCF-12,5	3/4"	36	36	84.5	46	85	152	46	51	24.5	550	1400	1400	1000
		1.4	1.4	3.3	1.8	3.3	6	1.8	2	1	7975	20300	20300	14500
SCF-16	3/4"	41	41	112	53.5	85	178	50	53.5	27	550	1400	1400	1000
		1.6	1.6	4.4	2.1	3.3	7	2	2.1	1.1	7975	20300	20300	14500
SCF-19	1"	46	46	114.5	59	101	192.5	59	59	30	500	1400	1400	1050
		1.8	1.8	4.5	2.3	4	7.6	2.3	2.3	1.2	7250	20300	20300	15225
SCF-25	1 1/4"	55	55	130.5	70	108	214.5	70	70	36	470	1300	1300	1000
		2.2	2.2	5.1	2.8	4.3	8.4	2.8	2.8	1.4	6815	18850	18850	14500
SCF-31,5	1 1/2"	60	80	169	90	134	272	90	90	57	400	1100	1100	800
		2.4	3.1	6.7	3.5	5.3	10.7	3.5	3.5	2.2	5800	15950	15950	11600